



# J-FET

A POWERHOUSE




## DUAL SURFACE MOUNT JUNCTION FIELD EFFECT TRANSISTORS

### SPECIFICATIONS FOR A SINGLE DEVICE - N CHANNEL

PACKAGE	DEVICE TYPE	BV <sub>GSS</sub> VOLTS	I <sub>GSS</sub> max n A	V <sub>GS</sub> OFF		V <sub>DS</sub> @ I <sub>D</sub> V V	R <sub>DS(on)</sub> max OHMS	C <sub>ISS</sub> pf
				min V	max V			
6 PIN DUAL CERAMIC LCC  	SLD3821	50	0.1	4.0		15/0.5	-	7.0
	SLD3822	50	0.1	6.0		15/0.5	-	7.0
	SLD3823	30	0.5	8.0		15/0.5	-	7.0
	SLD4391	40	1.0	4.0 - 10.0		20/1.0	30	16.0
	SLD4392	40	1.0	2.0 - 5.0		20/1.0	60	16.0
	SLD4857	40	0.25	2.0 - 6.0		15/0.5	40	18.0
	SLD4858	40	0.25	0.8 - 4.0		15/0.5	60	18.0
	SLD308	25	1.0	1.0 - 6.5		10.0/1.0	-	7.5
	SLD309	25	1.0	1.0 - 4.0		10.0/1.0	-	7.5
	SLD310	25	1.0	2.0 - 6.5		10.0/1.0	-	7.5

### P CHANNEL

6 PIN DUAL CERAMIC LCC  	SLD3993	25	1.2	10.0		10/1.2	150	20.0
	SLD3994	25	1.2	6.0		10/1.2	300	20.0
	SLD5114	30	0.5	5.0 - 10.0		15/1.0	75	25.0
	SLD5115	30	0.5	3.0 - 6.0		15/1.0	100	25.0
	SLD5116	30	0.5	1.0 - 4.0		15/1.0	150	25.0
	SLD5460	40	5.0	0.75 - 6.0		15/1.0	2000	7.0
	SLD5461	40	5.0	1.0 - 7.5		15/1.0	800	7.0